

BUTTONS PARAMETERS

CHARACTERISTICS

Name	Description
Value	Returns input state as 0 or 1
Mode	Returns the selected mode of button action (0 - monostable, 1 - bistable, 2 - locked). In locked mode, the diode is illuminated in continuous red light
HoldDelay	Time in milliseconds after which, when pressing and holding a button, the OnHold event occurs
HoldInterval	Cyclical interval in milliseconds after which, when pressing and holding a button, the OnHold event occurs
Label	The text that describes the button
IconA	The file name of the icon assigned to the button in monostable and bistable mode in the OFF position. The name preceded by '~' displays the graphic in negative. IconA has priority on the Label feature
IconB	The file name of the icon assigned to the button in bistable mode in the ON position. The name preceded by '~' displays the graphic in negative

METHODS

Name	Description
SetMode	Sets mode of button action (0 - monostabilny (monostable), 1 - bistabilny (bistable), 2 - zablokowany (locked)). In locked mode, the diode is illuminated in continuous red light
SetHoldDelay	Sets HoldDelay value
SetHoldInterval	Sets HoldInterval value
ShowError	Causes the red diode on the button to flash for 2 seconds (frequency 500 ms). The green diode on the button is off
ShowOK	Causes the green diode on the button to flash for 2 seconds (frequency 500 ms). The red diode on the button is off
LedSwitchOn	Activates the green diode on the button
LedSwitchOff	Deactivates the green diode on the button
SetLabel	Sets Label value
SetIconA	Sets IconA value
SetIconB	Sets IconB value

EVENTS

Name	Description
OnChange	Occurs when a change in the input state takes place (regardless of the value)
OnSwitchOn	Occurs when the high state is set at input
OnSwitchOff	Occurs when the low state is set at input
OnShortPress	Occurs after pressing the button for 500 - 2000 ms
OnLongPress	Occurs after pressing the button for two seconds
OnHold	Occurs for the first time after HoldDelay time passes and then cyclically every HoldInterval value
OnClick	Occurs after pressing the button for less than 500 ms

PANEL PARAMETERS

CHARACTERISTICS

Name	Description
GestureIconUp	The BMP file name of the icon for gesture Up (without extension)
GestureIconDown	The BMP file name of the icon for gesture Down (without extension)
GestureIconLeft	The BMP file name of the icon for gesture Left (without extension)
GestureIconRight	The BMP file name of the icon for gesture Right (without extension)
ProximitySens	Sensitivity of the proximity sensor
ProximityTimeout	The time after which the display will be blanked
ProximityValue	Proximity sensor value
BuzzerValue	Sound indication control (ON/OFF)
VibraValue	Vibration control (ON/OFF)

METHODS

Name	Description
SwitchOnDisplay	Wakes the display from sleep mode
ShowButtons	Changes display mode into "buttons". Clears the display and shows the icons (or text) for every button
ClearScreen	Clears the display in "freedraw" mode
PrintText	Displays the text in "freedraw" mode
PrintFloat	Displays the float number in "freedraw" mode
DrawLine	Draws the line in "freedraw" mode
DrawPoint	Draws the point in "freedraw" mode
DrawIcon	Draws the icon (bmp) in "freedraw" mode
DisplayContent	Displays the memory graphic buffer content. Changes display mode to "freedraw"
SetGestureIconUp	Sets the icon for gesture Up
SetGestureIconDown	Sets the icon for gesture Down
SetGestureIconLeft	Sets the icon for gesture Left
SetGestureIconRight	Sets the icon for gesture Right
SetProximitySens	Sets the ProximitySens value
SetProximityTimeout	Sets the ProximityTimeout value (in seconds)
SetBuzzerValue	Sets the BuzzerValue
SetVibraValue	Sets the VibraValue

EVENTS

Name	Description
OnGestureUp	Occurs after gesture Up
OnGestureDown	Occurs after gesture Down
OnGestureLeft	Occurs after gesture Left
OnGestureRight	Occurs after gesture Right
OnProximityDetect	Occurs when the panel detects the object

GESTURES



Gesture Up



Gesture Down































































Gesture Left



Gesture Right

PREINSTALLED PICTOGRAMS

				
aircold	airwarm	airwmcld	alarmgo	alarmset
				
alarm	arrdown	arrup	automat	back
				
breakfast	brektime	chektime	cold	concierg
				
dontdist	doorbel	drink1	drink2	economic
				
elevato1	elevato2	fan1	fan2	fire
				
gym	heatoff	heaton	lamp1off	lamp1on
				
lamp2off	lamp2on	lamp3off	lamp3on	laundry
				
locked	luggtrol	minus	music	next
				
onoff	play	plus	presence	previous
				
safe	sauna	sauna2	sday	sdefault
				
servlea	shclosed	shgroup	shopen	sleep
				
smood	smovie	snight	socket	sparty



SENSORES PARAMETERS

CHARACTERISTICS

Name	Description
Value	Input value: for temperature sensor from 0.0 to 45.0 (°C)
Threshold	Hysteresis size (accuracy 0.1°C) specifying the sensitivity when the following events are generated: OnChange, OnLower, OnRise
Sensitivity	Time (in ms) for which the sampled values are averaged
MinValue	Minimum value of the Value characteristic after exceeding which the OnOutOfRange event is generated
MaxValue	Maximum value of the Value characteristic after exceeding which the OnOutOfRange event is generated

EVENTS

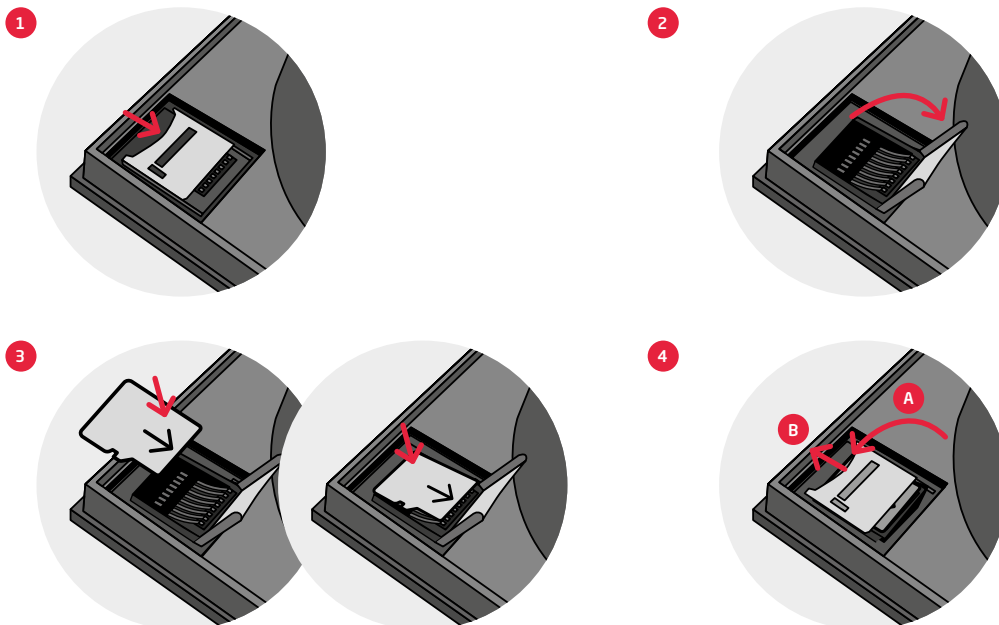
Name	Description
OnChange	Event resulting from changing input state
OnRaiseValue	Event resulting from exceeding the upper threshold of hysteresis
OnLowerValue	Event resulting from exceeding the lower threshold of hysteresis
OnOutOfRange	Event resulting from exceeding any range

TECHNICAL SPECIFICATIONS

DC supply	5 - 24V
average current input in a standby mode for 5 V	20 mA
max. current input for 5 V	80 mA
weight	120 g
dimmmensions (H/W/D)	surface part: 80/80/10 mm, concealed part: Ø 50 mm / h: 22 mm
operating temperature range	0 - 45°C (without condensation)

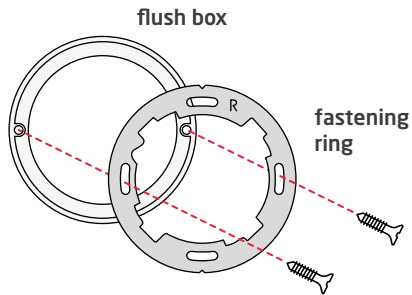
microSD CARD INSTALLATION

 The card should be installed with the power supply turned off.

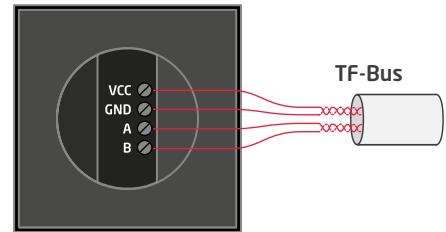


WIRING DIAGRAM

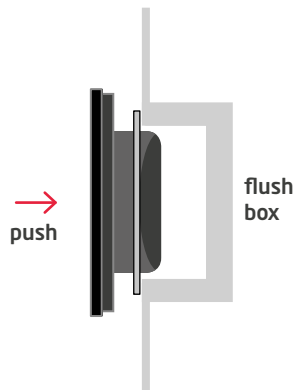
1



2



3



4

